

Planar Graphs, via Well-Orderly Maps and Trees

Nicolas Bonichon¹, Cyril Gavoille², Nicolas Hanusse³, Dominique Poulalhon⁴,
and Gilles Schaeffer⁵

¹ Laboratoire Bordelais de Recherche en Informatique, Université Bordeaux I, France.
e-mail: {¹bonichon, ²gavoille, ³hanusse}@labri.fr

⁴ Laboratoire d'Informatique Algorithmique, Fondements et Applications (LIAFA) case
7014, 2, place Jussieu, 75251 Paris Cedex 05, France.
e-mail: poulalhon@liafa.jussieu.fr

⁵ Laboratoire d'Informatique de l'École Polytechnique (LIX) École polytechnique, 91128
Palaiseau Cedex, France.
e-mail: gilles.schaeffer@lix.polytechnique.fr

Abstract. The family of well-orderly maps is a family of planar maps with the property that every connected planar graph has at least one plane embedding which is a well-orderly map. We show that the number of well-orderly maps with n nodes is at most $2^{\alpha n + O(\log n)}$, where $\alpha \approx 4.91$. A direct consequence of this is a new upper bound on the number $p(n)$ of unlabeled planar graphs with n nodes, $\log_2 p(n) \leq 4.91n$.

The result is then used to show that asymptotically almost all (labeled or unlabeled), (connected or not) planar graphs with n nodes have between $1.85n$ and $2.44n$ edges.

Finally we obtain as an outcome of our combinatorial analysis an explicit linear-time encoding algorithm for unlabeled planar graphs using, in the worst-case, a rate of 4.91 bits per node and of 2.82 bits per edge.

Key words. Planar graph, Triangulation, Realizer, Well-orderly

1. Introduction

Counting the number of (non-isomorphic) planar graphs with n nodes is a well-known long-standing unsolved graph-enumeration problem (cf. [LW87]). There is no known closed formula or asymptotic estimate for the number of unlabeled planar graphs.

There are only upper and lower bounds on the *growth rate* of the sequence of numbers $p(n)$ of unlabeled planar graphs with n nodes. This growth rate, defined as $\mu = \lim_{n \rightarrow \infty} p(n)^{1/n}$, currently ranges between 27.2268 and 32.1556 (a superadditivity argument shows that such a limit exists [DVW96, MSW05]).

The lower bound on μ comes from asymptotics on the number of labeled planar graphs. This asymptotic is of the form $n! \lambda^{n+o(n)}$ [DVW96, MSW05], and a non trivial estimation of λ has been given in [OPT03]. Recently [GN] completely determined λ and gave a precise estimation of it: $\lambda \approx 27.2268777685$. The upper bound on μ , due to [BGH03], comes from a succinct encoding of planar graphs. More precisely,

after a suitable embedding and triangulation of the planar graph, it is shown that such embeddings can be represented by a binary string of length at most $5.007n$ bits. Such a representation implies that $p(n) \leq 2^{5.007n} \approx (32.1556)^n$.

Technically, enumerating unlabeled graphs is more difficult than counting the labeled version. And, as pointed out in [BGW02], almost all labeled 2- and 1-connected planar graphs have exponentially large automorphism groups. In other words, Wright's Theorem [Wri71] does not hold for random planar graphs; the asymptotic number of labeled and unlabeled planar graphs differ in more than the $n!$ factor, i.e., $\lambda < \mu$. So, an asymptotic on the number of labeled planar graphs would not give a sharp lower bound on the growth rate of $p(n)$. The situation with respect of the upper bound is not better. A planar graph can be embedded in many ways, and to recover the graph from a suitable triangulation requires a deep understanding of plane triangulations, in particular their enumeration with respect to several parameters depending on the input graph.

Besides the pure combinatorial aspect, the "encoding" approach is also relevant in Computer Science where a lot of attention is given to the efficient representation of discrete objects. At least two fields of application of high interest are concerned with succinct planar graph representation: Computer Graphics [KADS02, KR99, Ros99] and Networking [FJ89, GH99, Lu02, Tho01].

1.1. Related Works

Obviously, without a sharp asymptotic formula, properties and behavior of large random objects cannot be described precisely. For lack of an adequate model, very little is known about random planar graphs. However, random generation of planar graphs has been investigated in the last decade.

Using a simple Markov chain, Denis et al. [DVW96] showed that, experimentally, random labeled planar graphs have $2n$ edges. In fact, Bodirsky et al. [BGK03] have designed the first polynomial-time (uniform) random generator of labeled planar graphs. Although limited in their experiments (mainly by the time complexity of this algorithm), they showed that actually the number of edges in a random labeled planar graph is more than $2n$. The best proved bounds on the number of edges in a random labeled planar graph were $1.85n$ [GM02] and $2.54n$ [BGH03]; for the unlabeled case these bounds are $1.70n$ and $2.54n$ [BGH03]. Very recently Giménez and Noy [GN] showed that the number of edges in random labeled planar graphs is asymptotically normal with linear mean ($\approx 2.21n$) and variance.

Succinct representation of n -node m -edge planar graphs has a long history. Turán [Tur84] pioneered a $4m$ -bit encoding that has been improved later by Keeler and Westbrook [KW95] to $3.58m$. Munro and Raman [MR97] then proposed a $2m + 8n$ bit encoding based on the 4-page embedding of planar graphs (see [Yan89]). In a series of articles, Lu et al. [CLL01, CGH⁺98] refined the coding to $4m/3 + 5n$ thanks to orderly spanning trees, a generalization of Schnyder's trees [Sch90].

1.2. Our Results

Any planar embedding of an n -node planar graph can be seen as a subgraph of an n -node triangulation of the plane. Given a triangulation and a set of edges to be kept (or removed), a planar map and the corresponding graph can be constructed.

The converse is false in general. There is no known method to uniquely associate a triangulation to a planar graph.

However, in [BGH03], a linear-time algorithm is given to construct a triangulation of the plane in a canonical way for any planar graph, once given a planar embedding. The reader should keep in mind that there is a-priori no unique embedding of a planar graph. Some planar embeddings have interesting graph properties based on the Schnyder's partition [Sch90] of triangulations into trees. A new class of planar embeddings is proposed in [BGH03]: the *well-orderly maps*, a more restrictive version of the *orderly maps* of Chuang et al. [CLL01]. The two main properties of well-orderly maps that can be exploited for graph coding are: (1) every planar graph admits such an embedding, and (2) given a well-orderly map, we can uniquely associate a triangulation.

The main result of this paper is to give a good approximation for the number of well-orderly maps. As a by-product, it gives a new upper bound on the number of planar graphs: $p(n) \leq 30.061^n$. More interestingly, the combinatorial analysis enables us to give an explicit coding of such maps (and thus of planar graphs) as a function of n and m , the number of edges: $\log_2(30.061) \approx 4.91$ bits per node or 2.82 bits per edge (clearly, 2.82 m bits is always smaller than $4m/3 + 5n$ bits because, for any connected planar graph with at least 3 vertices, $m \leq 3n - 6$). A new bound on the number of edges of a random unlabeled planar graph is presented as well.

The paper is organized as follows. We describe in Section 2 the relationships between well-orderly maps, super-triangulations and Schnyder's trees, also called realizers. The new coding is presented in Section 3, and in Section 4 the applications to the number of unlabeled planar graphs and to the number of edges in random planar graphs are given. Another application of our results is an upper bound on the minimal grid area of a random triangulation of the plane. We show that plane triangulations can be drawn on grids of dimensions at most $(7/8)n \times (7/8)n$ using straightlines and $(11/16)n \times (5/6)n$ using polylines.

2. Encoding Planar Graphs with Minimal Realizers

In this section we collect some results from [BGH03] about planar graphs, well-orderly maps, super-triangulations and realizers. In the last paragraph, these results are used to prove a new representation theorem.

2.1. Planar Graphs and Well-Orderly Maps

A *planar map* (or *plane graph*) is an embedding of a connected planar graph on the plane so that edges meet only at their endpoints. When the plane is cut along the edges, the remaining connected components are called the faces. Apart from the unbounded component, all these faces are homeomorphic to discs. A planar map is *rooted* if one of its edges is distinguished and oriented. This determines a *root edge*, a *root node* (its origin) and a *root face* (to its left), also called the *external face* or *outerface*. A *triangulation* of the plane (or a maximal plane graph) is a planar map such that all the faces are triangles. In this paper, only simple planar graphs or maps are considered.

A plane tree is, as usual, a rooted tree (the root is a node) such that the siblings of a node are linearly ordered. Equivalently, it is a planar map with one face. Among the nodes of a tree, we distinguish the root, the inner nodes and the leaves. A spanning tree of a planar map is a subset of its edges that forms a tree connecting all its nodes.

Let T be a rooted spanning tree of a planar map H , and let v_1, \dots, v_n be the clockwise preordering of the nodes in T . Two nodes are *unrelated* if neither of them is an ancestor of the other in T . An edge of H is unrelated if its endpoints are unrelated.

A node v_i is *orderly* in H with respect to T if the edges incident to v_i in H form the following four (possibly empty) blocks in clockwise order around v_i (see Fig. 2(b)):

- $B_P(v_i)$: the edge incident to the parent of v_i in T ;
- $B_<(v_i)$: edges that are unrelated in T and incident to nodes v_j with $j < i$;
- $B_C(v_i)$: edges that are incident to the children of v_i in T ; and
- $B_>(v_i)$: edges that are unrelated in T and incident to nodes v_j with $j > i$.

A node v_i is *well-orderly* if it is orderly and if the clockwise first edge $(v_i, v_j) \in B_>(v_i)$, if it exists, has the property that the parent of v_j is an ancestor of v_i .

A rooted spanning tree T of H is a *well-orderly tree* of H if all the nodes of T are well-orderly in H with respect to T . A planar map H is a *well-orderly map with root v* if it contains a well-orderly tree with root v . Observe that a well-orderly tree is necessarily spanning.

Theorem 1 (JBGH03). *Let G be a connected planar graph, and let v be any node of G . Then G admits a map, computable in linear time, that is a well-orderly map of root v . Moreover, a well-orderly map of root v has a unique well-orderly tree of root v , which can also be computed in linear time.*

In Fig. 1 two orderly trees \overline{T}_0 span the same triangulation but only one is the well-orderly tree.

Observe that by definition of well-orderly nodes, an edge of H which is related with respect to a well-orderly tree T (i.e. one endpoint is a descendant of the other one in T) must belong to the tree T : indeed all edges are either unrelated or connect a node to its father. In particular all the edges incident in H to the root of T are in T .

2.2. Minimal Realizers and Super-Triangulations

A *realizer* of a triangulation is a partition of its interior edges (the edges that do not lie on the external face) into three sets T_0, T_1, T_2 of directed edges such that the following conditions hold for each interior node v (see Fig. 2(a)):

- the clockwise order of the edges incident with v is: leaving in T_0 , entering in T_1 , leaving in T_2 , entering in T_0 , leaving in T_1 and entering in T_2 ;
- there is exactly one leaving edge incident with v in each of the sets T_0, T_1 , and T_2 .

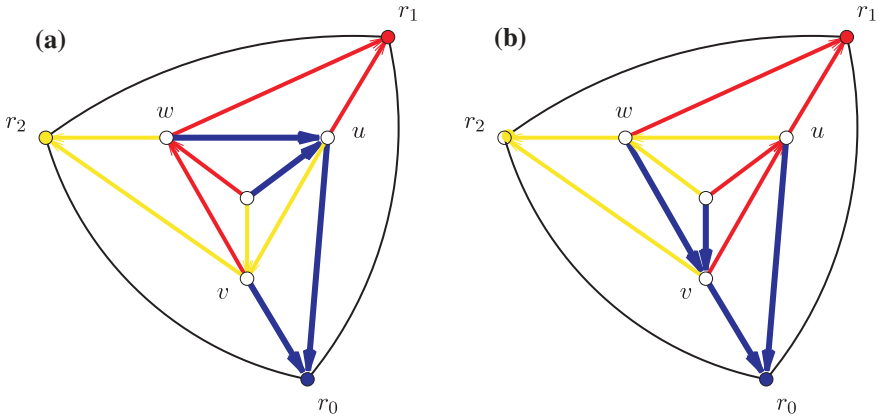


Fig. 1. Two realizers for a triangulation. The tree \bar{T}_0 rooted in r_0 (the tree with bold edges augmented with the edges (r_0, r_1) and (r_0, r_2)) is well-orderly in (b), but only orderly in (a) since node v is not well-orderly

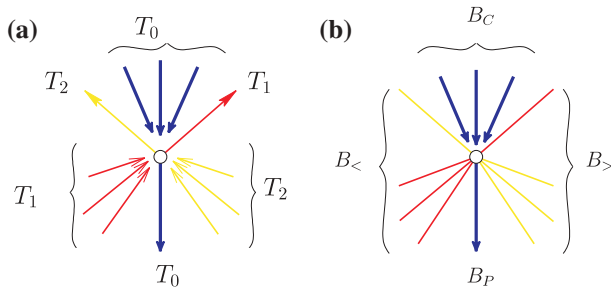


Fig. 2. Relationship between realizer and orderly tree: (a) edge-orientation rule around a node for a realizer, and (b) blocks ordering around an orderly node

Hereafter, when $R = (T_0, T_1, T_2)$ is a realizer, R also denotes the underlying triangulation. The edges of a tree T_i are given the color i for $i = 0, 1, 2$.

Observe that if (T_0, T_1, T_2) is a realizer, then (T_1, T_2, T_0) and (T_2, T_0, T_1) are also realizers. This cyclic permutation of the three sets of edges does not in general provide all the distinct realizers of a given triangulation. Fig. 1 depicts two realizers for the same triangulation.

Actually, the number of n -node realizers is asymptotically $2^{4n+O(\log n)}$ (cf. [Bon02]), whereas the number of triangulations is only $(256/27)^{n+O(\log n)}$ (cf. [Tut62]).

Schnyder showed in [Sch90] that if (T_1, T_2, T_3) is a realizer then each set T_i induces a tree rooted in one node of the external face and spanning all interior nodes. Moreover, for each T_i , we denote by \bar{T}_i the tree composed of T_i augmented with the two edges of the external face incident to the root of T_i . For every non-root node $u \in T_i$, we denote by $p_i(u)$ the parent of u in T_i .

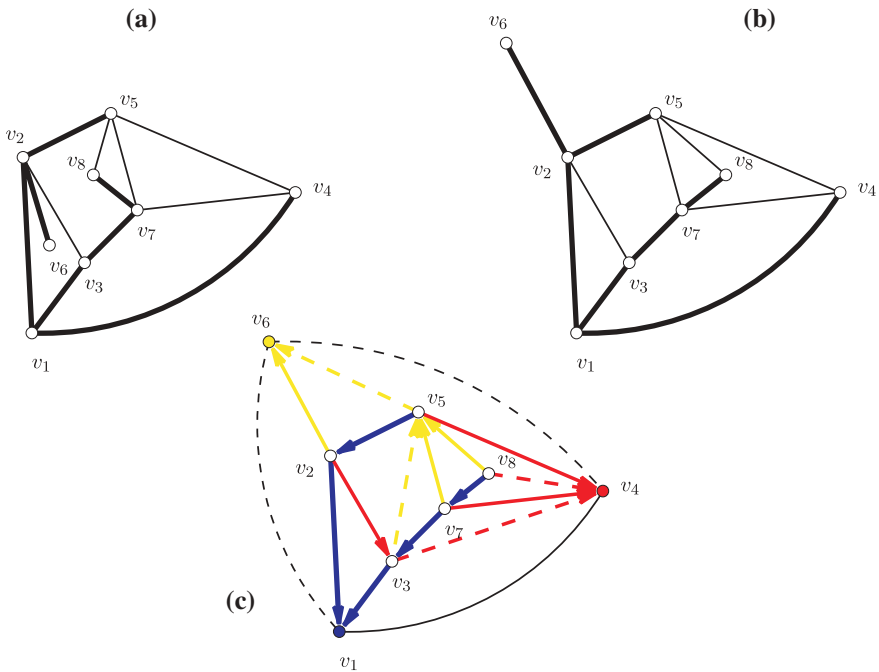


Fig. 3. (a) A planar graph G with an embedding which is not well-orderly. An easy way to see that it is not a well-orderly is to observe that the edges $(v_1, v_2), (v_1, v_3), (v_1, v_4), (v_2, v_6)$ must be in any spanning tree of G rooted at v_1 such that G has only parent edges and unrelated edges. In such trees, v_2 is clearly not an orderly node. (b) A well-orderly map of G . (c) A super-triangulation of G (dotted edges are not in G)

A realizer $S = (T_0, T_1, T_2)$ is a *super-triangulation* of a graph G if:

- (1) $V(S) = V(G)$ and $E(G) \subseteq E(S)$;
- (2) $E(T_0) \subseteq E(G)$;
- (3) $\overline{T_0}$ is a well-orderly tree of S ; and
- (4) for every inner node v of T_2 , $(v, p_1(v)) \in E(G)$.

Lemma 1 (IBGH03). *Let H be a well-orderly map, and T its unique well-orderly tree of root r_0 . Assume that T has at least two leaves. Let r_2 and r_1 be the clockwise first and last leaves of T respectively. Then, there is a unique super-triangulation (T_0, T_1, T_2) of the underlying graph of H preserving the embedding H , and such that each T_i has root r_i . Moreover, $T_0 = T \setminus \{r_1, r_2\}$ and the super-triangulation is computable in linear time.*

There is an alternative characterization of super-triangulation in terms of minimal realizers. A *cw-triangle* (or clockwise triangle), is a triple of nodes (u, v, w) (not necessarily corresponding to a face) of a realizer such that $p_2(u) = v, p_1(v) = w$, and $p_0(w) = u$. A *minimal realizer* is a realizer that does not contain any clockwise triangle. In the realizer depicted in Fig. 1(a), (u, v, w) forms a cw-triangle, whereas the realizer of Fig. 1(b) has no cw-triangle.

Lemma 2 ([BGH03]). *Let $S = (T_0, T_1, T_2)$ be any realizer. The following statements are equivalent:*

- (1) S is a super-triangulation for some graph G .
- (2) S is a minimal realizer.
- (3) The tree \bar{T}_i is well-orderly in S , for every $i \in \{0, 1, 2\}$.

2.3. Results of the Paper

Theorem 2 (Coding version [BGH03]). *The following encoding sequence holds:*

- Any connected planar graph can be embedded as a well-orderly map.
- Any well-orderly map can be represented as a minimal realizer (T_1, T_2, T_3) with a subset of marked edges each of which is either in T_2 or is an edge (u, v) of T_1 such that u is a leaf of T_1 .

Our first new result in this paper is that in fact the second encoding is almost tight.

Theorem 3 (Counting version). *Let H_n (resp. $H_{n,m}$) denote the set of well-orderly maps with n nodes (resp. with n nodes and m edges), and $R_{n,\ell}$ denote the set of minimal realizers (T_0, T_1, T_2) with n nodes and ℓ leaves in T_2 . Then*

$$\frac{1}{8} \sum_{\ell=1}^{n-3} |R_{n,\ell}| 2^{n+\ell} \leq |H_n| \leq \sum_{\ell=1}^{n-3} |R_{n,\ell}| 2^{n+\ell};$$

$$\frac{1}{8} \sum_{\ell=\max\{1, 2n-m-6\}}^{n-3} |R_{n,\ell}| \binom{n+\ell}{m-2n+6+\ell}$$

$$\leq |H_{n,m}| \leq \sum_{\ell=\max\{1, 2n-m-6\}}^{n-3} |R_{n,\ell}| \binom{n+\ell}{m-2n+6+\ell}.$$

Proof (Theorem 3). Let $S = (T_0, T_1, T_2)$ be an element of $R_{n,\ell}$, and G be a connected planar graph such that S is a super-triangulation of G i.e. $E(T_0) \subseteq E(G)$. The number of edges of a triangulation with n nodes is $3n - 6$. Among the $3n - 6$ edges of S , there are $(n - 3)$ edges that belong to T_0 and $n - 3 - \ell$ edges $(v, p_1(v))$ such that v is an inner node of T_2 (recall that T_i does not contain the roots of $T_{j \neq i}$). All these edges belong also to G (see the definition of super-triangulations). In S there are $n + \ell$ other edges; so there are at most $2^{n+\ell}$ subgraphs of S satisfying the previous conditions and $\binom{n+\ell}{m-2n+6+\ell}$ m -edge subgraphs of S also satisfying the previous conditions. This inequality implies the upper bounds.

Since a well-orderly map admits a unique super-triangulation (see Lemma 1), the lower bounds in Theorem 3 will follow once we prove that for each realizer $S \in R_{n,\ell}$, the number of well-orderly maps that admit S as a super-triangulation is at least $2^{n+\ell-3}$, among which $\binom{n+\ell}{m-2n+6+\ell}$ have m edges. Let

$$E' = E(S) \setminus (E(\bar{T}_0) \cup \{(v, p_1(v)) \mid v \text{ is an inner node of } T_2\} \cup \{(r_1, r_2)\})$$

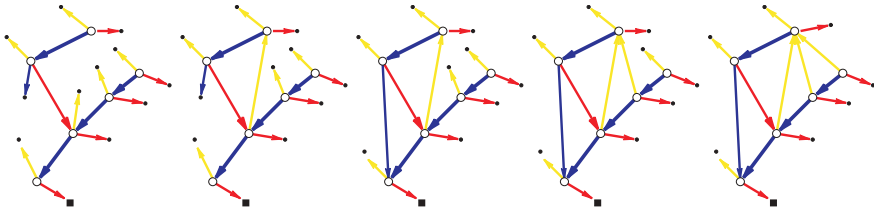


Fig. 4. On the left, a planted tree of \mathcal{B}_n (the root is indicated by a square). Then from left to right, the partial closure of the tree

Since the cardinality of E' is $(3n - 6) - (n - 1) - (n - 3 - \ell) - 1 = n + \ell - 3$, it is sufficient to prove that by removing any subset of edges of E' we obtain a different well-orderly map. First we observe that by removing different subsets of edges, we clearly obtain different maps since the spanning tree T_0 is always kept. It remains to check the well-orderly condition.

Since S is a well-orderly map, the property is true when no edges are removed. Let us assume that the submap G_1 of S obtained by removing some edges of E' is well-orderly and consider the submap G_2 obtained by removing one more edge $(u, v) \in E'$. In G_1 , \overline{T}_0 is a well orderly tree, and (u, v) is unrelated edge with respect to \overline{T}_0 , so that \overline{T}_0 is an orderly spanning tree of G_2 . It remains to check that u and v are well-orderly. We distinguish two cases:

- $(u, v) \in T_2$: node v was an inner node of the tree T_2 in G_1 , hence the edge $e' = (v, p_1(v))$ belongs to G_1 and to G_2 . Since the edge e' is the clockwise first edge of $B_{>}(v)$ and the node $p_0(p_1(v))$ is still an ancestor of v in T_0 , v is well-orderly. As for the node u , since no edge of the block $B_{>}(u)$ has changed between G_1 and G_2 , u is still well-orderly.
- $(u, v) \in T_1$: this implies that u is a leaf of the tree T_2 in G_1 and in G_2 . It follows that $B_{>}(u) = \{(u, v)\}$ in G_1 and $B_{>}(u) = \emptyset$ in G_2 . By definition, u (and also \overline{T}_0 , since $B_{>}(v)$ is the same in G_1 as in G_2) is well-orderly. \square

3. Counting and Coding Trees

In this section we briefly recall a result from [PS03] about minimal realizers and plane trees. An encoding of well-orderly maps follows.

3.1. Minimal Realizers and Plane Trees

A tree is planted if it is rooted on a leaf. Let \mathcal{B}_n be the set of planted plane trees with n nodes and $2n$ leaves such that each node is adjacent to 2 leaves. Given a planted plane tree T in \mathcal{B}_n , its canonical orientation shall be toward the root for all inner edges, and toward the leaf for all dangling edges.

A triple (e_1, e_2, e_3) of edges of a map M is an *admissible triple* if $e_1 = (v_0, v_1)$, $e_2 = (v_1, v_2)$ and $e_3 = (v_2, v_3)$ appear consecutively in the clockwise direction around the infinite face and if v_3 is a vertex of degree 1. The *local closure* of M at the admissible triple (e_1, e_2, e_3) is obtained by fusing the leaf v_3 on node v_0 so as to

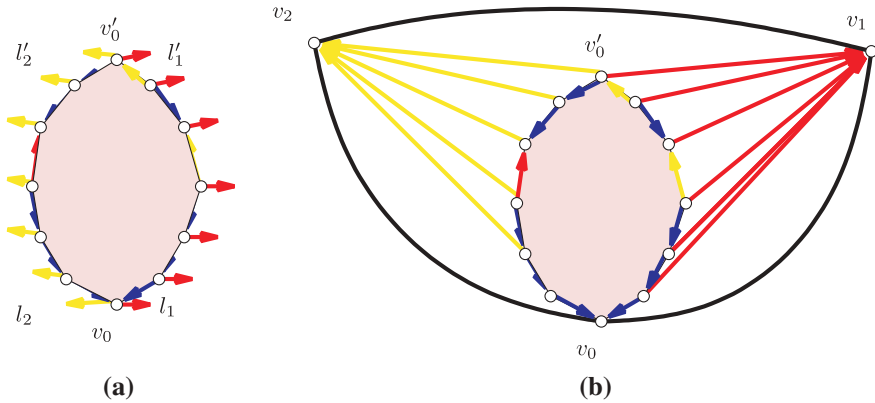


Fig. 5. The structure after a partial closure, and the complete closure

create triangular face. Observe that by construction the orientation of the dangling edge prevents the formation of cw-triangles.

The *local closure* of a tree T of \mathcal{B}_n is the map obtained by performing iteratively the local closure of any available admissible triple in a greedy way. As shown in [PS03], the local closure is well defined independently of the order of local closures. Moreover all the bounded faces of the resulting map are triangular and the outer face has the structure shown on Fig. 5 (a). In particular there are exactly two *canonical* dangling edges in the infinite face that are immediately followed by dangling edges in the clockwise direction around the infinite face. A tree T is *balanced* if its root is one of the two canonical leaves. Finally, the *complete closure* of a balanced tree T is the map obtained from the partial closure of T by fusing each remaining non-canonical leaf with following canonical leaf in the clockwise direction and adding a root edge, as illustrated by Fig. 5 (b).

Theorem 4 ([PS03]). *Complete closure is one-to-one correspondence between balanced trees with $n - 2$ and triangulations with n nodes. Moreover, the orientation of inner edges of the triangulation that is induced by the tree corresponds, via the coloration rule of Fig. 2(a) to a minimal realizer of the triangulation.*

Observe that the color of the edges can be deduced from their orientation directly on the balanced tree from the application of the rule of Fig. 2(a).

The following new lemma will serve to predict the entering edges created by complete closure at a node.

Lemma 3. *Let v be an inner node of a balanced tree B . Let $e_1 = (v, u)$ and $e_2 = (v, w)$ be two consecutive edges around v in clockwise order. During the closure algorithm, no edges will be inserted between e_1 and e_2 if and only if:*

- (a) w is a leaf of B , or
- (b) w is an inner node of B and the node t such that the edge $e_3 = (w, t)$ is the next edge around w after e_2 in clockwise order is a leaf of B .

Proof. Let v an inner node of a balanced tree B . Let us consider two consecutive edges (v, u) , (v, w) around v in clockwise order. If w is a leaf, then during the closure it will merge with a node w' and close a triangular face enclosing the corner between (v, u) and (v, w) . No other edge can thus arrive at this corner. Assume now that w is an inner node of B . Let (w, t) be the next edge around w in clockwise order. If t is a leaf of B then it will merge with u to form a triangular face and again no edge can arrive in the corner between (v, u) and (v, w) . In the other cases, (v, w) is an inner edge followed by another inner edge (w, t) . Since an edge that forming a triangular face that encloses the corner between (v, u) and (v, w) must from w , the corner is not enclosed. But at the end of the partial closure, there are no more pairs of consecutive inner edges: some edge must have arrived in the corner. \square

Lemma 4. *Let $R = (T_0, T_1, T_2)$ be the minimal realizer encoded by a balanced tree B . A node v of B is a leaf of T_2 if and only if v has no incoming edge colored 2 in B and,*

1. *the parent edge of v in B is colored 2, or*
2. *the parent edge of v in B is colored 1, or*
3. *the parent edge of v in B is colored 0 and v is the last child with an edge colored 0 in clockwise order around $P_B(v)$ and*
 - (a) *the parent edge of $P_B(v)$ is colored 0, or*
 - (b) *the parent edge of $P_B(v)$ is colored 2.*

The number of vertices of B satisfying these conditions is denoted $\ell(B)$.

Proof. For the node v to be a leaf in T_2 , it must have no incoming edge of color 2 in B , and no edge must be inserted between its outgoing edges of color 0 and 1. When the parent edge of v has color 2 or 1, the outgoing edge of color 0 connects to a leaf and Case (a) of the previous lemma ensures that no edge arrives between this outgoing edge of color 0 and the outgoing edge of color 1. When the parent edge of v has color 0, if the next edge in clockwise order around the parent $P_B(v)$ of v in B is an outgoing edge (of color 1), then Case (b) of the previous lemma ensures that no edge of color 2 arrives.

Finally we need to check in the remaining cases that an incoming edge of color 2 indeed arrives between the two outgoing edges of color 0 and 1. This could happen if the corner we consider was part of the unbounded face after the partial closure. But in the remaining cases, both the edge $(v, P_B(v))$ and the next edge in clockwise order around $P_B(v)$ are incoming. Since the form of the boundary after partial closure prohibits two consecutive incoming edges, the proof of the lemma is complete. \square

From Lemma 4 and Theorem 2, we obtain:

Theorem 5. *Any well-orderly map with n nodes can be coded by a pair (B, W) where B is balanced tree of \mathcal{B}_{n-2} and W a bit string of length $n + \ell(B)$. Encoding and decoding takes linear time.*

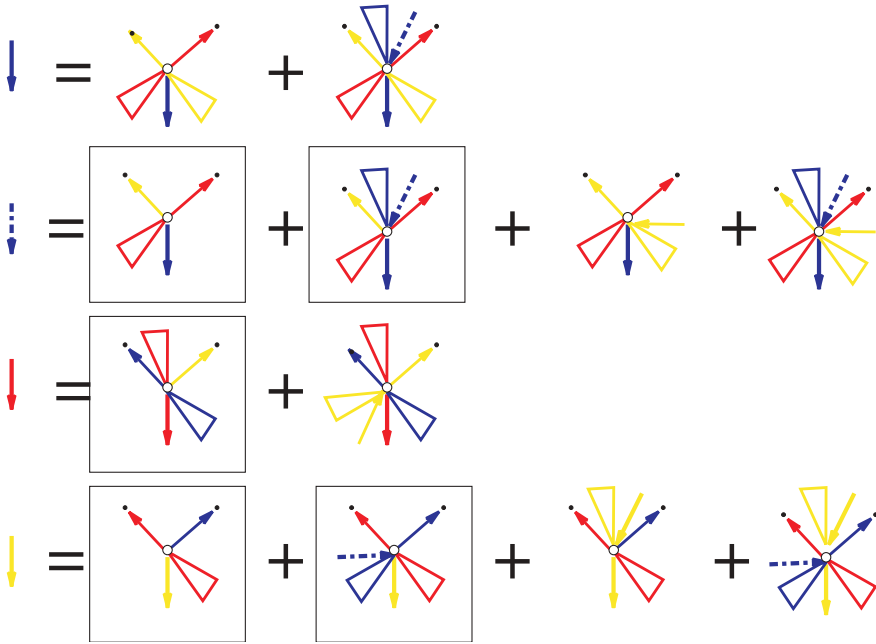


Fig. 6. A decomposition of colored trees allowing to track the contributions to ℓ

3.2. A Context-Free Grammar for Colored Trees

We shall now give a recursive decomposition of trees in which the parameter ℓ of Lemma 4 can be followed.

To do this we consider the three sets \mathcal{F}_i , for $i = 0, 1, 2$ of trees with a root edge of color i . To a tree T of \mathcal{F}_i , $i = 1, 2$, we associate the parameter $k(T) = \ell(T)$. To a tree T of \mathcal{F}_0 we associate the parameter $k(T)$ defined as $\ell(T)$ except for the root node which contributes to $k(T)$ if it has no incoming edge of color 2, and a second parameter $k'(T)$ defined as $\ell(T)$ except for the root node which never contributes.

The decomposition is obtained, classically, at the root node: a tree with root edge of color 0 consists of a root node that carries, in clockwise order, a sequence of subtrees of root color 1, an outgoing edge of color 2, a sequence of subtrees of root color 0, an outgoing edge of color 1, and a sequence of subtrees of root color 2. The parameter ℓ is almost additive on subtrees. However, due to Rule 3 in Lemma 4, the root of a subtree with root edge of color 0 may or may not be susceptible to contribute depending upon how it is attached. In other terms, depending of how it is attached, a subtree T' with root color 0 contributes $k(T')$ or $k'(T')$.

In Fig. 6 the decomposition is pictured schematically: an incoming edge represents a tree, a triangle represents a possibly empty sequence of subtrees, and colors correspond to root colors. For color 0, plain and dashed lines respectively indicate positions where the contribution is given by parameters k or k' . Finally root nodes that contribute to the parameters are pictured in a box.

3.3. Generating Functions of Trees and the Asymptotic Number of Well-Orderly Maps

The reader can refer to [GJ83] for a general presentation of the enumeration of decomposable structures using grammars and generating series.

We consider the generating functions $F_i(z, u)$ of trees with root color i , $i = 0, 1, 2$, with respect to the number of edges and the parameter k , and $F'_0(z, u)$ of trees with root color 0 with respect to the number of edges and the parameter k' :

$$F_i \equiv F_i(z, u) = \sum_{T \in \mathcal{F}_i} z^{|T|} u^{k(T)} \quad \text{and} \quad F'_0 \equiv F'_0(z, u) = \sum_{T \in \mathcal{F}_0} z^{|T|} u^{k'(T)}.$$

Recall that with respect to additive parameters, the generating function of a possibly empty sequence of elements of a set S is the quasi-inverse $1/(1 - f)$ of the generating function f of S . Therefore the previous decomposition translates into the following system of equations:

$$\left\{ \begin{array}{l} F_0 = \frac{z \left(1 + \frac{F'_0}{1-F_0}\right)}{(1-F_1)(1-F_2)}, \\ F'_0 = \frac{z \left(u + \frac{F_2}{1-F_2}\right) \left(1 + \frac{F'_0}{1-F_0}\right)}{1-F_1}, \\ F_1 = \frac{z \left(u + \frac{F_2}{1-F_2}\right)}{(1-F_1)(1-F_0)}, \\ F_2 = \frac{z \left(u + \frac{F_2}{1-F_2}\right) \left(1 + \frac{F'_0}{1-F_0}\right)}{1-F_1}, \end{array} \right. \quad \text{or} \quad \left\{ \begin{array}{l} F_0 = \frac{z \left(1 + \frac{F_2}{1-F_0}\right)}{(1-F_1)(1-F_2)}, \\ F_1 = \frac{z \left(u + \frac{F_2}{1-F_2}\right)}{(1-F_1)(1-F_0)}, \\ F_2 = \frac{z \left(u + \frac{F_2}{1-F_2}\right) \left(1 + \frac{F_2}{1-F_0}\right)}{1-F_1}, \end{array} \right.$$

where the observation that $F'_0(z, u) = F_2(z, u)$ in the left hand side system yields the right hand side one. This system of equations completely defines the generating series $F_0(z, u)$. Algebraic elimination (see [FS, Appendix B1]) in this system leads immediately (using a computer algebra software) to an algebraic equation $\Phi_0(z, u, F_0(z, u)) = 0$ of degree 4 for $F_0(z, u)$.

We are particularly interested in specialization of this equation to the case $u = 2$, since the coefficient f_n of z^n in

$$F(z) = F_0(z, 2) = \sum_{T \in \mathcal{F}_0} z^{|T|} 2^{\ell(T)},$$

counts n -node trees weighted by $2^{\ell(u)}$, and thus overcounts n -nodes balanced trees with the same weight. According to Theorem 3, upon multiplying by 2^n , this yields an upper bound on the number of well-orderly maps with n nodes.

From elementary complex analysis, we have that $\log f_n \sim \log(\rho^{-n})$, where ρ is the radius of convergence of the series $F(z) = \sum_n f_n z^n$. Applying the implicit function theorem (see [FS, Appendix B4]) to the (algebraic) equation $\Phi(z, F(z)) = 0$

defining $F(z)$, we can compute its radius of convergence by means of the roots of $\frac{\partial \Phi}{\partial F}$, and finally obtain:

$$\rho = \left(\sqrt{189 + 114\sqrt{3}} - 6\sqrt{3} - 9 \right) / 4 \approx 15.0306.$$

From Theorem 5 we obtain:

Theorem 6. *The number of well-orderly maps with n nodes satisfies*

$$\frac{1}{n} \log_2 |H_n| \leq 1 + \log_2 1/\rho + o(1) \approx 4.9098.$$

3.4. A Code for Colored Trees

Let S be a binary string. We denote by $\#S$ the number of binary strings having the same length and the same number of 1's as S . More precisely, if S is of length x and has y 1's, then we set $\#S := \binom{x}{y}$. The following lemma is proved in [BGH02].

Lemma 5. *Any binary string S of length n can be coded into a binary string of length $\log_2(\#S) + o(n)$. Moreover, knowing n , coding and decoding S can be done in linear time, assuming a RAM model of computation on $\Omega(\log n)$ bit words.*

Lemma 6. *Let B be a balanced tree such that the corresponding realizer $R = (T_0, T_1, T_2)$ has i_2 inner nodes in the tree T_2 . The balanced tree B can be encoded with 5 binary strings S_1, S_2, S_3, S_4 and S_5 and 4 integers $a_0, a'_0, a_1, i_2 \leq n$ such that: $\#S_1 = \binom{n-a_0}{i_2-a_0}$, $\#S_2 = \binom{n-a_1}{a'_0}$, $\#S_3 = \binom{n+a_1}{a_1}$, $\#S_4 = \binom{a_1+a_0+a'_0}{a_0}$ and $\#S_5 = \binom{n-a_1-a'_0}{n-a_1-a'_0-i_2}$.*

Proof. Let B be a colored balanced tree. We partition the nodes of B in the following way:

- A_1 : the set of nodes v such that the edge $(v, P_B(v))$ is colored 1.
- A_2 : the set of nodes v such that the edge $(v, P_B(v))$ is colored 2.
- A'_0 : the set of nodes v and such that the edge $(P_B(v), P_B(P_B(v)))$ is colored either 0 or 2, and such that v is the last child in clockwise order with the edge $(v, P_B(v))$ is colored 0.
- A_0 : the set of nodes that are not in the previous sets.

Note that the root of B is in A_0 and for every node v of A_0 , the edge $(v, P_B(v))$ is colored 0. If we consider the grammar of the Fig. 6, the set A'_0 corresponds to the nodes that have been generated with the “dashed-line” rules. Let a_0 (resp. a'_0, a_1, a_2, i_2) be the number of nodes of A_0 (resp. A'_0, A_1, A_2, I_2). Assume that we are coding the balanced tree B . The only information we need, for each node in the prefix clockwise order, is its number of children in A_0 , in A'_0 , in A_1 and in A_2 . In order to encode efficiently a well-orderly map, we need to introduce another parameter in our encoding. Let I_2 be the set of nodes of B that will be inner nodes in the tree T_2 of the corresponding realizer $R = (T_0, T_1, T_2)$.

We give some preliminary remarks:

1. Nodes of A_1 can not have children in A'_0 .
2. Every node of $A_0 \cup A'_0 \cup A_2$ has at most one child in A'_0 .
3. $A_0 \subseteq I_2$ (see Lemma 4).
4. Every node of $A'_0 \cup A_1 \cup A_2$ which is also in I_2 has at least one child in A_2 (see Lemma 4).
5. Every node of $V \setminus A_1$ can have children in A_0 only if it has a child in A'_0 .
6. Only nodes of I_2 can have children in T_2 .

To encode the balanced tree, we will build 5 binary strings. With these strings we will determine, for each node, its number of children in each subset.

In the first string, S_1 , tells which node belongs to I_2 . Since all the nodes of A_0 are in I_2 (see remark 3), S_1 stores the information for all the other nodes. So for each node of $V \setminus A_0$, the corresponding bit is set to 1 if the node belongs to I_2 and is set to 0 otherwise. Hence the string S_1 contains $n - a_0$ bits and $i_2 - a_0$ 1's.

The second string S_2 , is used to determine whether or not a node has a child in A'_0 . Since all the nodes of A_1 have a child in A'_0 (see remark 1), S_2 stores this information for all the other nodes: the corresponding bit is set to 1 if the node has one child in A'_0 and to 0 otherwise. Hence the string S_2 contains $n - a_1$ bits and a'_0 1's.

The string S_3 stores, for each node, its number of children in A_1 in a ‘‘Lukasiewicz’’ way. For each v node of B in the prefix clockwise order, we append to S_3 as many 1's as the number of children of v in A_1 and then we insert a 0. Hence the string S_3 contains $n + a_1$ bits and a_1 1's.

The string S_4 stores the number of children in A_0 . This information has to be stored for each node of A_1 and for each node that has a child in A'_0 (see remark 5). So for each of these nodes, we proceed as for the string S_3 . Hence the string S_4 contains $a_1 + a'_0 + a_0$ bits and a_0 1's.

The string S_5 helps to determine the number of children in A_2 . We only need to store this information for the nodes of I_2 (see remark 6). Moreover, for these nodes that are in $A_0 \cup A'_0 \cup A_2$, we already know that they have at least one child in A_2 ; so we only need to count the other 1's. So for each of these nodes, we proceed as for the strings S_3 and S_4 . We obtain a string $i_2 + (a_2 - (i_2 - a_0)) = n - a_1 - a'_0$ bits with $a_2 - (i_2 - a_0) = n - a_1 - a'_0 - i_2$ 1's. \square

Lemma 7. *Let H be a well-orderly map with n nodes and m edges. H can be encoded with 6 binary strings (5 for the minimal realizer and a last one to store the missing edges) and 4 integers $a_0, a_1, a'_0, i_2 \in [0, n]$ such that: $\#S_1 = \binom{n-a_0}{i_2-a_0}$, $\#S_2 = \binom{n-a_1}{a'_0}$, $\#S_3 = \binom{n+a_1}{a_1}$, $\#S_4 = \binom{a_1+a_0+a'_0}{a_0}$, $\#S_5 = \binom{n-a_1-a'_0}{n-a_1-a'_0-i_2}$, $\#S_6 = \binom{2n-i_2}{m-n-i_2}$.*

Proof. With $S_1 - S_5$ a minimal realizer is encoded (Lemma 6). The last string indicates the edges to delete in order to rebuild the well-orderly map: for each v , one bit is used to indicate if the edge $(v, p_2(v))$ has to be removed and for each leaf v of T_2 , one bit is used to indicate if the edge $(v, p_1(v))$ has to be removed. \square

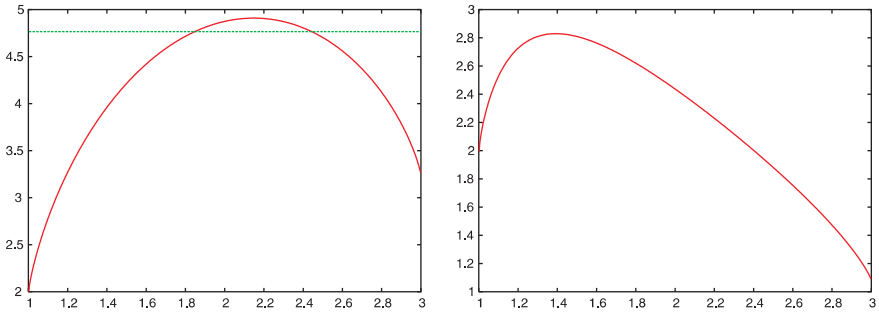


Fig. 7. (a) Number of bits necessary to encode a well-orderly map with $m = \alpha n$ edges, where $1 \leq \alpha \leq 3$. (b) Coding analysis: Number of bits per edges of a well-orderly map with $m = \alpha n$ edges, where $1 \leq \alpha \leq 3$

4. Applications

In view of Theorems 2 and 6, the number of connected planar graphs is at most $2^{4.9098n}$. As shown in [BGH03], the numbers of connected and general planar graphs differ by at most a polynomial factor in n .

Theorem 7. *The number $p(n)$ of unlabeled planar graphs on n nodes satisfies, for every n large enough:*

$$\log_2 p(n) \leq \alpha n + O(\log n) \quad \text{with } \alpha \approx 4.9098.$$

This result is completed by the lower bound $\log_2 p(n) \geq \beta n + O(\log n)$, with $\beta \approx 4.767$ coming from asymptotics of labeled planar graphs [GN].

The length of the coding of well-orderly map depends of the number of the edges of the well-orderly map.

The following two results are obtained from the analysis of the length of the code of Lemma 7. The length of this code depends on the number of edges of the well-orderly map (see Fig. 7).

Theorem 8. *Every connected planar graph with n nodes and m edges can be encoded in linear time with at most $4.91n + o(n)$ bits or $2.82m + o(m)$ bits.*

Proof. Combining Theorem 2 and Lemma 7, we obtain an explicit coding with at most $W = W(n, m) = \log_2(\#S_1) + \log_2(\#S_2) + \log_2(\#S_3) + \log_2(\#S_4) \log_2(\#S_5) + \log_2(\#S_6) + O(\log(n))$ bits where S_1, \dots, S_6 are given in Lemma 7. Thanks to Lemma 5 we can encode in linear time a planar graph with $W + o(n)$ bits, which is $W + o(n)$ bits or $W + o(m)$ bits (since G is connected, we have $n - 1 \leq m \leq 3n - 6$ and so $\log n = \log m + O(1)$). Analyzing the maximum length of the codes (over all parameters a_0, a_1, \dots, i_2 and m or n), we obtain that $W \leq 4,91n + o(n)$ or $W \leq 2,82m + o(m)$ (See Fig. 7 (a) and Fig. 7 (b)). □

Theorem 9. *Almost all unlabeled planar graphs on n nodes have at least $1.85n$ edges and at most $2.44n$ edges. Moreover, the result holds also for unlabeled connected planar graphs.*

Proof. (sketch). Our code can be parameterized with the number of edges. The length of the coding is no more than $W(m, n) + O(\log n)$ bits. Using a reduction from arbitrary planar graphs to connected planar graphs, we can apply our upper bound. Combined with the $4.767n$ bit lower bound of [GN], we derive two numbers $\mu_1 = 1.85$ and $\mu_2 = 2.44$ such that our representation is below 4.767 (See Fig. 7 (a)). \square

5. The Average Size of Planar Drawings

Theorem 10. *The average number of leaves in a tree of a minimal realizer is $5n/8 + o(n)$ and the average number of 3-colored faces in a minimal realizer is $n/8 + o(n)$.*

Proof. Using classical techniques on generating function, we obtain that the average number of leaves of the tree T_0 of a minimal realizer is $5n/8 + o(n)$. By symmetry, this result is clearly true for the two other trees of the realizer. Since for any realizer, $\ell_0 + \ell_1 + \ell_2 + \Delta = 2n - 5$, where ℓ_i is the number of leaves in T_i and Δ is the number of 3-colored faces of the realizer [BLSM02b], the second result follows directly. \square

In [ZH03] a straight-line drawing algorithm based on minimal realizers is presented. This algorithm first computes the minimal realizer of a triangulation of the graph. Then the graph is drawn on a grid of dimensions $(n - 1 - \Delta) \times (n - 1 - \Delta)$, where Δ is the number of 3-colored faces of the so obtained minimal realizer. Our analysis gives an average complexity of such drawings:

Corollary 1. *The average grid size required (i.e., the average width and the average height) to draw a triangulation is at most $\left(\frac{7n}{8} + o(n)\right) \times \left(\frac{7n}{8} + o(n)\right)$.*

In [BLSM02a] a polyline drawing algorithm also based on minimal realizers is proposed. The graph is then drawn on a grid $(n - \lfloor \frac{\ell}{2} \rfloor - 1) \times \ell$, where ℓ is the number of leaves of the tree T_0 of the obtained minimal realizer $R = (T_0, T_1, T_2)$. Our analysis gives an average complexity of such drawings:

Corollary 2. *The average grid size required to draw a triangulation is at most $\left(\frac{11n}{16} + o(n)\right) \times \left(\frac{5n}{8} + o(n)\right)$.*

References

- [BGH02] Bonichon, N., Gavoille, C., Hanusse, N.: An information upper bound of planar graphs using triangulation. Research Report RR-1279-02, LaBRI, University of Bordeaux, 351, cours de la Libération, 33405 Talence Cedex, France, September 2002

- [BGH03] Bonichon, N., Gavoille, C., Hanusse, N.: An information-theoretic upper bound of planar graphs using triangulation. In: 20th Annual Symposium on Theoretical Aspects of Computer Science (STACS), volume 2607 of Lecture Notes in Computer Science, pages 499–510. Springer, February 2003
- [BGK03] Bodirsky, M., Gröpl, C., Kang, M.: Generating labeled planar graphs uniformly at random. In: 30th International Colloquium on Automata, Languages and Programming (ICALP), volume 2719 of LNCS, pages 1095–1107, 2003
- [BGW02] Bender, E.A., Gao, Z., Wormald, N.C.: The number of labeled 2-connected planar graphs. *The Electronic Journal of Combinatorics* **9**(1), R43 (2002)
- [BLSM02a] Bonichon, N., Le Saëc, B., Mosbah, M.: Optimal area algorithm for planar polyline drawings. In: 28th International Workshop, Graph - Theoretic Concepts in Computer Science (WG), volume 2573 of LNCS, pages 35–46. Springer, 2002
- [BLSM02b] Bonichon, N., Le Saëc, B., Mosbah, M.: Wagner’s theorem on realizers. In: 29th International Colloquium on Automata, Languages and Programming (ICALP), volume 2380 of LNCS, pages 1043–1053. Springer, 2002
- [Bon02] Bonichon, N.: A bijection between realizers of maximal plane graphs and pairs of non-crossing Dyck paths. In: *Formal Power Series & Algebraic Combinatorics (FPSAC)*, July 2002
- [CGH⁺98] Chih-Nan Chuang, R., Garg, A., He X., Kao M.-Y., Lu H.-I.: Compact encodings of planar graphs via canonical orderings and multiple parentheses. In: 25th International Colloquium on Automata, Languages and Programming (ICALP), volume 1443 of LNCS, pages 118–129. Springer, July 1998
- [CLL01] Chiang, Y.-T., Lin, C.-C., Lu, H.-I.: Orderly spanning trees with applications to graph encoding and graph drawing. In: 12th Symposium on Discrete Algorithms (SODA), pages 506–515. ACM-SIAM, January 2001
- [DVW96] Denise, A., Vasconcellos, M., Welsh, D. J. A.: The random planar graph. *Congressus Numerantium* **113**, 61–79 (1996)
- [FJ89] Frederickson, G. N., Janardan, R.: Efficient message routing in planar networks. *SIAM Journal on Computing*, **18**(4), 843–857, August (1989)
- [FS] Flajolet, P., Sedgewick, R.: *Analytic combinatorics*. Future book available online at the URL <http://algo.inria.fr/flajolet/Publications/books.html>
- [GH99] Gavoille, C., Hanusse, N.: Compact routing tables for graphs of bounded genus. In: 26th International Colloquium on Automata, Languages and Programming (ICALP), volume 1644 of LNCS, pages 351–360. Springer, July 1999
- [GJ83] Goulden, I. P., Jackson, D. M.: *Combinatorial Enumeration*. John Wiley & Sons, 1983
- [GM02] Gerke, S., McDiarmid, C. J. H.: On the number of edges in random planar graphs. *Combinatorics, Probability & Computing*, 2002 (to appear)
- [GN] Giménez, O., Noy, M.: Asymptotic enumeration and limit laws of planar graphs. preprint arXiv:Math.CO/051269
- [KADS02] Khodakovsky, A., Alliez, P., Desbrun, M., Schröder, P.: Near-optimal connectivity encoding of 2-manifold polygon meshes. *Graphical Models*, 2002. To appear in a special issue
- [KR99] King, D., Rossignac, J.: Guaranteed 3.67V bit encoding of planar triangle graphs. In: 11th Canadian Conference on Computational Geometry. pp 146–149, August 1999
- [KW95] Keeler, K., Westbrook, J.: Short encodings of planar graphs and maps. *Discrete Applied Mathematics* **58**, 239–252 (1995)
- [Lu02] Lu, H.-I.: Improved compact routing tables for planar networks via orderly spanning trees. In: 8th Annual International Computing & Combinatorics Conference (COCOON), volume 2387 of LNCS, pages 57–66. Springer, August 2002
- [LW87] Liskovets, V. A., Walsh, T. R.: Ten steps to counting planar graphs. *Congressus Numerantium* **60**, 269–277 (1987)

- [MR97] Munro, J. I., Raman, V.: Succinct representation of balanced parentheses, static trees and planar graphs. In: 38th Annual IEEE Symposium on Foundations of Computer Science (FOCS), pages 118–126. IEEE Computer Society Press, October 1997
- [MSW05] McDiarmid, C., Steger, A., Welsh, D. J. A.: Random planar graphs. *J. Comb. Theory Ser. B* **93**(2), 187–205 (2005)
- [OPT03] Osthus, D., Prömel, H. J., Taraz, A.: On random planar graphs, the number of planar graphs and their triangulations. *Journal of Combinatorial Theory, Series B* **88**, 119–134 (2003)
- [PS03] Poulalhon, D., Schaeffer, G.: Optimal coding and sampling of triangulations. In: 30th International Colloquium on Automata, Languages and Programming (ICALP), volume 2719 of LNCS, pages 1080–1094. Springer, July 2003
- [Ros99] Rossignac, J.: Edgebreaker: Connectivity compression for triangle meshes. *IEEE Transactions on Visualization and Computer Graphics* **5**(1), 47–61 (1999)
- [Sch90] Schnyder, W.: Embedding planar graphs on the grid. In: 1st Symposium on Discrete Algorithms (SODA), pp 138–148. ACM-SIAM, 1990
- [Tho01] Thorup, M.: Compact oracles for reachability and approximate distances in planar digraphs. In 42th Annual IEEE Symposium on Foundations of Computer Science (FOCS). IEEE Computer Society Press, October 2001.
- [Tur84] Turán, G.: Succinct representations of graphs. *Discrete Applied Mathematics* **8**, 289–294 (1984)
- [Tut62] Tutte, W. T.: A census of planar triangulations. *Canadian Journal of Mathematics* **14**, 21–38 (1962)
- [Wri71] Wright, E. M.: Graphs on unlabelled nodes with a given number of edges. *Acta Math.* **126**, 1–9 (1971)
- [Yan89] Yannakakis, M.: Embedding planar graphs in four pages. *Journal of Computer and System Sciences* **38**, 36–67 (1989)
- [ZH03] Zhang, H., He, X.: Compact visibility representation and straight-line grid embedding of plane graphs. In: Workshop on Algorithms and Data Structures (WADS), volume 2748 of LNCS, pages 493–504. Springer, July 2003

Received: October 1, 2004

Final version received: September 26, 2005